



PRESIDENT'S MESSAGE

The 2021 committee are forging full steam ahead to make up for an empty calendar in 2020.

We have a great selection of events for the rest of the year, starting with our interstate speaker, friend and member, Alan O'Leary making the trip from South Australia to be our speaker at the June meeting. This meeting is scheduled for a Saturday afternoon, so this is a great opportunity for those members who don't like venturing out in the dark and cold for Friday night meetings, to come along and enjoy an afternoon meeting with Alan and hear how he grows Clivia.

July is a special garden visit to Allan and Mandy Gibson's property at Hallam to view his lovely garden and Clivia collection, followed by a social lunch at a café. We hope that the July garden visit may become a yearly event with a different garden each year.

The August meeting will be a mixture of tips and tricks for preparing a plant for display/show, and a slide presentation from Carrie Kruger's on Interspecifics. October will feature Peter Haeusler as the speaker.

Other exciting news relates to the 2021 Clivia Expo and you can read more information on the Expo further in this newsletter. With a new venue, the change to a two-day Expo and many other initiatives we are planning, this Expo shows promise of being the best one ever.

Also in this very long newsletter is the first ever Melbourne Clivia Group seedlist and order form. I can hardly believe that seven growers have come forward and we have a total of 97 seed crosses on offer. What an incredible and diverse collection with everything from Interspecifics and *C. gardenii* through to almost every colour imaginable in *C. miniata* as well as variegates. These are top quality seed crosses, and we are fortunate that these growers have made these crosses available to our members. We are hopeful that the seedlist offering will be successful enough that we will be able to further improve and enhance the offering for next year and finely tune the process.

Please feel free to contact me if you have any ideas for the club, whether for speakers, topics, member offers or improvements. I can be contacted by email: lisa.fox@gmail.com or phone: 0417 087 667.

Lisa Fox

NEXT MEETING

GENERAL MEETING

Saturday 19 June 2pm

Speaker: Alan O'Leary

**Uniting Church
Cnr Blackburn Rd &
Burwood Hwy, Burwood**

The Melbourne Clivia Group holds regular meetings at the Burwood Heights Uniting Church Fellowship Room. Night meetings start 7.30 p.m.

Melbourne Clivia Group Inc.
Burwood East LPO
PO Box 4225
Burwood East, VIC 3151
Ph: 0477 134 863

RICHGRO
Bring your garden to life

2021 CALENDAR

Saturday 19 June 2pm – General Meeting
Speaker: Alan O'Leary

Saturday 17 July 2pm – Garden visit to Allan Gibson's house

Friday 20 August 7.30pm – Show preparation & slide show

Sat 18 & Sun 19 September 2021 CLIVIA EXPO

Friday 15 October 7.30pm – General Meeting
Speaker: Peter Haeusler



2021 CLIVIA EXPO - 2 DAYS!

We are very excited to announce that the 2021 Clivia Expo will be a 2 day Expo, on Saturday 18th and Sunday 19th September 2021.

The Expo will be held at the Central Ringwood Community Centre located at Rosewarne Lane, Bedford Road in Ringwood.

This location is close to Eastland Shopping Centre, the railway line (Lilydale line), Eastlink and Canterbury Road. The hall is very large (14 metres by 20 metres with stage 7 by 14 metres) and we will be able to host the sales and display plants all in the one hall plus plenty of car parking.

Plans are underway for an auction of top-quality plants and offsets, a Member's Choice as well as a People's Choice award, and two novelty classes.

Flyers will be available at the June meeting. Please help spread the word.

APRIL MOVIE NIGHT

The April meeting was a successful night. It was great to see a few more people attend but still much lower numbers than we usually see at the meetings. At least we were able to enjoy the night without the requirement to wear masks.

The movie night consisting of a series of short Youtube videos from the Clivias4Africa channel run by Marnie Maree from South Africa. The videos were between 3 minutes and 15 minutes each and were an interesting range of topics on Clivia cultivation.

The videos we watched were:

- How to remove an offset from a mother plant
- Declaring war on fungus gnats
- Collecting pollen
- How to pollinate a flower

After each video, there was a good healthy discussion on the methods used and many contributed with their own experiences and practices.

Feedback suggests it was an enjoyable night.



Fig. 1 Raffle prize winners - John Cochrane and Di Mathews

JUNE SPEAKER

How I grow Clivia - tips & tricks
- Alan O'Leary

I've had a passion for growing plants since I was a child. I was born and grew up in a small railway town called Peterborough about 250km north of Adelaide. My brother works in the railways as did my father, grandfathers and two great-grandfathers. I broke the tradition and went to Uni and got a Science degree.



Fig. 2 Alan O'Leary

My maternal grandmother was an avid gardener. She had a flower garden in the front yard, I can still remember vividly when I was about 7 years old, experiencing the scent of her patch of Freesia's.



Every visit I'd be out in the garden helping her, climbing quince and apple trees to pick the high fruit, planting pumpkin seeds, harvesting and cracking almonds. Even as a 10- or 11-year-old, when my grandparents went on holidays I could be trusted to look after their garden.

Fast forward a few years and I'm living and working in Adelaide and bought my first house. It had a large pergola and I started growing ferns, then later palms and cycads.

In 1988 at a market, I bought for \$2 a strange looking bulb growing in an ice cream container. It flowered a few months later and I found out it was called *Haemanthus coccineus*. I read in a book it was part of a large family of bulbous plants called Amaryllidaceae. This piqued my interest and I started seeking out other species in this family.

In the mid 90's I bought two pots of broad leaved *Clivia miniata*'s that grew and flowered well. I was impressed. Later a local garden centre had yellow *miniata*'s for \$90. I quickly bought one. By this time, I had a growing family and a demanding job with a multi-national company, so plants went on the back burner for a few years.

I eventually stumbled across David Bearlin's website Burwood Clivia Nursery. It opened my eyes to what was happening in the Clivia world. I was amazed.

In the last 10 years I've expanded my collection of Amaryllids greatly. It has been very rewarding and I've been fortunate to meet like-minded enthusiasts too.

Along the way I've learnt a lot about growing practices- potting mixes, fertilisers, pest control etc. I'm an attention-to-detail person so in my talk I will share experiences and tips and tricks.

Recently I retired from work and now I look forward to having more time to do some serious Clivia breeding.

GARDEN VISIT IN JULY

Our July meeting this year will be a garden visit to the home of Allan and Mandy Gibson at Hallam. Allan

was a competition gardener when he lived at Toowoomba and has a great *Clivia* collection with an interest in variegates.

This is a great opportunity to see Allan's garden, his shadehouse and *Clivia* plants, and question Allan on his methods. All going well, perhaps July can be a yearly visit to a grower.

We will be meeting at Allan's house at 10.30am and after the visit, adjourning to the Transylvanian Café for a social lunch.

All members and partners are welcome. Please notify the secretary if you plan to attend as we will need to book for lunch. More information and the address will be provided closer to the time of the event.

CULTIVATION NOTES – Di Mathews

Winter seems to have arrived early this year following the recent cold snap. Your *Clivia* will still need care and attention over the winter months and will need protection from frost in areas that are very cold. They can be severely affected if left exposed to temperatures below zero for more than a day or two, and in frost prone areas should be under some form of cover, such as under protective eaves or under shade cloth.

Watering requirements over winter are also much reduced, and they can survive for prolonged periods without water due to their large fleshy roots. Container grown plants will still need watering and will benefit from a good drench once or twice a month depending on the size of the container they are in, and the type of growing medium. Watering requirements will also depend on the age of the plant – seedlings will need more frequent watering than mature established plants. Watering is best carried out early in the day in the colder months, so that excess water on the leaves can dry and therefore helping to protect plants from fungal attack.

If you have small seedlings, they will still appreciate a regular feeding regime. Half strength liquid fertiliser applied regularly will encourage good growth.

Insect pests can still be a problem in the cold weather, so keep a watchful eye on your plants. I have noticed



a lot of mealybugs the last few months, and this could be partly due to the humid conditions following the higher-than-average rainfall. Mealybugs thrive in damp, mild conditions and will hide deep in the leaf margins. They can also live in the potting mix so if using a spray, remember to drench the pot as well if suffering from an infestation. Many chemical sprays will decimate friendly insects including bees, so if using these remember not to spray on windy days to minimise the risk to beneficial insects.

Winter is also the time that you will begin to see the first evidence of the flower spikes deep between the leaves. Once these appear, your plants will benefit from some liquid fertiliser feeding; use one that is high in potassium to help the spikes fully elongate. Keep plants looking tidy by removing old yellowing leaves and keep a lookout for any sick or diseased plants and isolate them from your healthy *Clivia*.

Clivia may also be repotted at any time so if you notice your plants becoming very pot bound, now is a good time to repot to give them room for spring growth.

IN FLOWER



Fig. 3 *Green Goblin x Alpha Bush Pastel* - Di Mathews



Fig. 4 (*Green Goblin x Yellow*) x *Andrew Gibson* - Brenda Girdlestone & John Mackenzie











Fig. 5 *Jester x Joker* - Brenda Girdlestone & John Mackenzie























Fig. 6 *Yellow Blush Gardenii* - Brenda Girdlestone & John Mackenzie

SEED TERMS AND CONDITIONS











- SEED ORDER FORM is on the last 3 pages of this newsletter.
- Buyer must be a financial member of the Melbourne Clivia Group.
- Availability of seeds is on a first-come-first-served basis.
- Please indicate number of packets you wish to order. Initially the limit will be one pack per member. After orders are received, surplus seed will be allocated to those that ordered more. You will be notified if seed is not available.
- Send your order to secretary@melbournecliviagroup.org.au, hand in at a meeting or phone 0477 134 863 to place your order. Use the ORDER FORM at the back of this newsletter.
- An invoice will be sent to you including any postage charges if applicable. Postage is a flat charge for small parcel \$9.20.
- Any posted seeds will have a tracking number.
- Seed will be distributed at a meeting when harvested or by Australia Post if buyer or seller cannot attend meetings.
- Payment may be made by bank transfer, cheque or cash at a meeting.
- Orders must be paid in full before seed is distributed.
- Any order not paid in full when seeds are harvested and ready will be cancelled and the seed allocated to the next member in line.
- Please contact the secretary with any questions relating to the seed crosses and your query will be passed along to the grower.
- Melbourne Clivia Group takes no responsibility for the quality of the seed, or the accuracy of the crosses.









#	Seed cross	Description	Seeds per pack	Price per pack	Due
	BRENDA GIRDLESTONE AND JOHN MACKENZIE				
1	Western Dawn x Rainbow Magic	Looking for some interesting peach tones.	3	\$10	July
					
2	Western Dawn x (Jordan Apricot x Anderson Peach)		2	\$7	July
					
3	Western Dawn x Sunset Peach	An experimental cross	2	\$8	July
					
4	Appleblossom Q3 x Q2 x Naude Peach F3		3	\$10	July
					











5	Naude Peach F3 x Apple Blossom Q3 x Q2	Reverse cross of above.	2	\$10	July
					
6	Sunset x (World Cup x Splash)	Looking for an improved flowers shape with some recurve	2	\$8	July
					
7	Sunset x (Natal yellow x TK Koike)	Hoping for some larger flowers – expect some unpigmented seedlings	2	\$8	July
					
8	Sunset x [(Charlsgreen x Vico peach) x Charlsgreen]	Sunset has large flowers so looking to get some green throat	2	\$8	July
					
9	Sunset x Hero cream	Can expect some unpigmented seedlings	2	\$8	July
					











10	[(Col Pitman yellow x (miniata x caulescens) x Rainbow Magic	Good interspecific with interesting colour	2	\$8	July
					
11	Gail's Peach hybrid x Anna Meyer peach	An experimental cross, not sure about compatibility	2	\$8	July
					
12	Gail's Peach hybrid x Hirao	Should produce better green throat	2	\$8	July
					
13	Appleblossom Q3 x Q2 x (orange miniata x Oz nobilis)	Looking for pink blush interspecifics	2	\$8	July
					
14	(Mariska x pastel green throat) x self	This is a very good green throat	2	\$8	July
					










15	Hero Cream x (World Cup x Splash)	Both are large flowers	2	\$8	July
					
16	Hero Yellow/Cream x (Apricot #2 x World Cup)		2	\$8	July
					
17	Flame x Ngome yellow	Interspecific - Bill Morris's Flame miniata x Gardenii. Not sure what to expect from this cross	2	\$8	July
					
18	Flame x (Samuel's delight x Anderson peach)	Interspecific - Bill Morris's Flame miniata x gardenii. Possibly F2 will produce some peach interspecifics.	2	\$8	July
					











19	(Chiffon Daughter x Chiffon Daughter) x (Roly's x Harlequin)	Looking for an improved flower shape	2	\$8	July
					
20	(Chiffon Daughter x Chiffon Daughter) x Mariska	An experimental cross	2	\$8	July
					
21	Hero Yellow/Cream x Appleblossom Q3 x Q2	Looking for yellow with pink blushes	2	\$8	July
					
22	(World Cup x Splash) x (Apricot #2 x World Cup)		3	\$10	July
					
23	(World Cup X Splash) x Hero cream	Both have large flowers	2	\$8	July
					










24	(Jordan's Apricot x Andersons Peach) x Anna Meyer Peach	Experimental cross - not sure how compatible these are	3	\$10	July
					
25	(Jordan's Apricot x Andersons Peach) x Karkloof Peach	Experimental cross - not sure how compatible these are	3	\$10	July
					
26	(Jordan's Apricot x Andersons Peach) x Gail Peach Hybrid	Experimental cross - not sure how compatible these are	3	\$10	July
					
27	(Jordan's Apricot x Andersons Peach) x Naude Peach F3	Experimental cross - not sure how compatible these are.	2	\$8	July
					











28	(Akebono x LOB) x (Cynthia's Best x Hirao)	Looking to have green centre Akebono x LOB	2	\$8	July
					
29	(Akebono x LOB) x [(Charlsgreen x Vico peach) x Charlsgreen]	Looking for a darker Akebono x LOB with possible green throat	2	\$8	July
					
30	Karkloof Peach x [Col Pitman yellow x (miniata x caulescens)]	Looking for interspecific peach with some interesting colours	3	\$10	July
					
31	Light of Buddha x (Orange white throat x Florid White Lips)	Looking for interesting LOBs	2	\$8	July
					
32	Light of Buddha x Brick green throat	Looking for LOB with green throat	2	\$8	July
					









33	Light of Buddha x (Mariska x pastel green throat)	Looking for LOB with green throat	2	\$8	July
					
34	Larson's Sunset x Rainbow Magic		2	\$8	July
					
35	Larson's Sunset x Derapa Gold		2	\$8	July
					
36	Larson's Sunset x Gardenii Cream/blush		2	\$8	July
					
37	(Orange miniata x Oz nobilis) x Nakamura pastel keeled	Interspecific	3	\$10	July
					











38	(Orange miniata x Oz nobilis) x Appleblossom Q3 x Q2	Both have pink tones – hoping for pinkish interspecifics	3	\$10	July
					
39	(Orange miniata X Oz nobilis) x The Artist	Interspecific	3	\$10	July
					
40	Variegate orange x (World Cup x Splash)		3	\$10	July
					
41	Variegated orange x (Apricot #2 x World Cup)		3	\$10	July
					
42	Variegate orange x Akebono pastel		3	\$10	July
					











43	Best Kept Secret x Karkloof peach	Hoping to produce some peaches	2	\$8	July
					
44	Crown Jewel x Rainbow Magic		2	\$8	July
					
45	Crown Jewel x (Johan Jade x New Zealand Jade)	Both good green throats	2	\$8	July
					
46	Pastel x Karkloof peach	Pastel Gemma Sibling cross of Mick Dowers Gladys Blackbeard/Emma Leslie #1 Unpigmented seedling	3	\$10	July
					
47	'Brenda's 'Tresses' (Wittig Pink x Robusta) X (Pretty Pink x self)	Interspecific selfed.	2	\$8	July
					





48	(Gem's "Malachite" X Hirao 'Shige') x self	This cross could possibly be Malachite x self (C. gardenii)	3	\$10	July
					
49	"Gnome Nose" X Gem's "Malachite" x self	C. gardenii	3	\$10	July
					
50	Lemontube selfed #2 x self	miniata x gardenii selfed	3	\$10	July
					
	LISA FOX				
51	Rian x Chandelier	Expecting large dark orange slightly pendulous Interspecific flowers with flared petals.	2	\$15	July
					
52	Saoirse x Helen	Both quality European peaches	2	\$12	July
					





53	Helen x Saoirse	Reverse of above cross.	2	\$12	July
					
54	Fontaine x Beguile	Both stunning large cream recurve.	2	\$10	July
					
55	Helen Leah x (Jade Exhibition Peach x Jade Eyed Peach)	Group 1 peaches	2	\$6	July
					
56	Felix x Nakamura Ghost	A good Bill Morris yellow crossed with a lovely ghost. Expect percentage of yellows plus possibly ghosts and pastels.	2	\$6	July
					
57	(Jordan's Apricot x Andersons Peach) x Saoirse	Good European peach crossed with the beautiful Saoirse.	2	\$6	July
					






58	Apparition x Nakamura Ghost	Cross between two spectacular ghosts. Expect a percentage of yellow offspring.	2	\$10	July
					
59	5 Rand x Fontaine	Vigorous yellow crossed with a quality cream recurve.	2	\$6	July
					
60	Princess x Apparition	Genetics of White Lips and Appleblossom crossed with a great ghost.	2	\$8	July
					
61	(Yellow x Floradale Apricot) x Fontaine	Unusual coloured pinkish pastel crossed with a quality cream. Expect a percentage of cream and some apricots/pink.	2	\$6	July
					

62	Daffodil x Nakamura Ghost	Expect a percentage of yellows, and possibly some ghosts and pastels.	2	\$6	July
					
63	H4 Hirao x Hirao	Both imported Hirao plants.	2	\$15	July
					
64	Hirao x H4 Hirao	Both imported Hirao plants.	2	\$15	July
					
65	TKO x H4 Hirao	Group 2 yellow with green.	2	\$12	July
					
66	(M x M) x Bronze Cup	Nakamura Multitepal crossed with a bronze with multitepal tendencies.	2	\$12	July
					

67	(Summer Surprise x Lady Frances) x Beguile	Quality creams.	2	\$8	July
					
68	S22 x Hattori UQ 4	Bronze crossed with a compact Hattori bronze.	2	\$14	July
					
69	Bronze x (Crown Jewel x Kalahari)	Bronze crossed with a dark red bronze.	2	\$10	July
					
70	Pink x Beguile	Trying to recreate pink.	2	\$6	July
					
71	Valour x Saoirse	European peaches. Valour is from Alick McLeman breeding.	2	\$8	July
					

	ALLAN GIBSON				
72	(Akebono Vico peach x LOB) X (Anderson's Peach x Jelena)	The pod plant (Vico peach X LOB) has mild LOB variegation and narrower leaves. It has a nice orange flower. The seed pods all have a white crown. Looking for akebono peach.	4	\$20	July/ Aug
					
73	Striata var orange with Jinisi background (small plant with wide, var leaves) X Hirao	Looking for darker orange flowers, perhaps some with green centre. But eventually looking for striata variegated with green flowers. The berry plant has broad leaves and is small growing.	4	\$20	July/ Aug
					
74	Striata Belgium Hybrid with nice orange flower X 10 cm orange hybrid	I have bred from the berry plant many times with many interesting crosses. Looking for a bigger flower. The berry plant is smaller growing.	4	\$16	July/ Aug
					


75	Monk X (LOB x Monk)	The orange monk has great makings in the leaf with a nice head of flowers. The pollen plant has wider leaves so looking for a wider leaf plant with orange flowers.	3	\$10	July/ Aug
					
76	Yellow hybrid mix X Tiger	The yellows are good flowers and come from a range of plants. The Tiger is a (monk x yellow) X Mitsubishi Tiger. Expect some orange and some yellow plants and some with tiger stripe. (Note this is the first time the Tiger has flowered so no guarantee it has yellow in lineage but hoping so.)	5	\$20	July/ Aug
					
77	[(TK original yellow x Hirao) x Hirao] X (Daruma Bronze x multipetal Hirao)	Berry plant has green flower. The pollen plant is orange with green stripes. Looking for green flowers and orange flowers with much green.	3	\$15	July/ Aug
					

78	[(TK original yellow x Hirao) x Hirao] X (Cransley Peach x Hirao)	Berry plant has a green flower. The pollen plant is an unusual dark gold. Looking for green flowers and perhaps another colour.	3	\$15	July/ Aug
					
79	(Monk x LOB) X Tiger	(Monk x LOB) has wide leaves with excellent LOB variegation. The Tiger is a (monk x yellow) X Mitsubishi Tiger. Looking for LOB variegation on broad leaves plus Tiger	5	\$20	July/ Aug
					
80	(Monk x LOB) X (recurved yellow x Vico Yellow)	(Monk X LOB) has nice broad leaves with excellent LOB colour. The yellow is recurved. Looking eventually for yellow LOB.	5	\$20	July/ Aug
					

	JOHN COCHRANE				
81	Hirao x (Joyful Voices x Zol)	Hugh Williams bred Hirao from SA Imported green crossed with a yellow.	2	\$15	July
					
82	Hirao x (Hirao x Hirao Mint)	Hugh Williams Hirao crossed with Shige bred Hirao x Hirao Mint.	2	\$15	July
					
83	Hirao x (Soft Touch x Dagga Cookie)	Hugh Williams Hirao (green) crossed with yellow	2	\$15	July
					
84	(Joyful Voices x Zol) x (Soft Touch x Dagga Cookie)	Yellow x Yellow	2	\$15	July
					

85	Variegated Belgium Orange x European Peach		2	\$10	July
					
86	Versicolour Lovechild x (Andrew Gibson Splash x Msubi Wow)		2	\$15	July
					
	KRISTY PIPER	(Extra 50c per pack added to cover postage)			
87	KP2-20 (Kimberley Dream x Dark Brick Bronze) X Copper Bronze Recurve	Two very nice bronze green throats.	4	\$24.50	Aug
					
	KP3-20 Out of the Blue X 101 Ghost	Crossing of two ghosts.	2	\$10.50	Aug
					

89	KP4-20 (Spring Carnival x Lambada Dancer) X (Tango Queen Supreme x Roly's Rainbow)	Going for large throated bi-colours.	2	\$10.50	Aug
					
90	KP6-20 Copper Bronze Recurve X Kakyoin	Pollen parent, Japan import.	4	\$24.50	Aug
					
91	KP7-20 (Hirao Green 4 2009 x Hottie Hirao) X Kakyoin	Trying for strong green throats. Split for group 2 yellow. Pollen parent, Japan import.	2	\$12.50	Aug
					
92	KP9-20 (Honeydew x Claire's Choice) X Copper Bronze Recurve	(G.Anderson's Honeydew) Experimental cross, going for recurve green throats.	2	\$11.50	Aug
					

CHRIS KING					
93	Daruma 002 x self	Daruma ex. Nicks Clivia, with 90-100mm leaves, selfed	3	\$6	June
					
94	Daruma 003 x self	Daruma ex. Nicks Clivia, with 90-100mm leaves, selfed	3	\$6	June
					
95	CVAR001 x self	Variegated Broadleaf, 100-110 mm wide leaves	3	\$9	June
					
96	Morris Yellow x Butterball	Selected Australian yellow berry parent crossed with Holmes Butterball	3	\$5	June
					

97	Morris Yellow x Holmes Very Large Yellow	Selected Australian Morris yellow berry parent crossed with Holmes Yellow select: Very Large flowers	3	\$6	June
					

SEED ORDER FORM

Name:

Phone:

Email:

Pick-up at meeting or Australia Post?

(If Australia Post, please confirm postal address)

Cross number	Cross	Seeds per pack	Cost per pack	Number requested
1	Western Dawn x Rainbow Magic	3	10	
2	Western Dawn x (Jordan Apricot x Anderson Peach)	2	8	
3	Western Dawn x Sunset Peach	2	8	
4	Appleblossom Q3 x Q2 x Naude Peach F3	3	10	
5	Naude Peach F3 x Apple Blossom Q3 x Q2	2	8	
6	Sunset x (World Cup x Splash)	2	8	
7	Sunset x (Natal yellow x TK Koike)	2	8	
8	Sunset x [(Charlsgreen x Vico peach) x Charlsgreen)	2	8	
9	Sunset x Hero cream	2	8	
10	[(Col Pitman yellow x (miniata x caulescens) x Rainbow Magic	2	8	
11	Gail's Peach hybrid x Anna Meyer peach	2	8	
12	Gail's Peach hybrid x Hirao	2	8	
13	Appleblossom Q3 x Q2 x (orange miniata x Oz nobilis)	2	8	
14	(Mariska x pastel green throat) x self	2	8	
15	Hero Cream x (World Cup x Splash)	2	8	
16	Hero Yellow/Cream x (Apricot #2 x World Cup)	2	8	
17	Flame x Ngome yellow	2	8	
18	Flame x (Samuel's delight x Anderson peach)	2	8	
19	(Chiffon Daughter x Chiffon Daughter) x (Roly's x Harlequin)	2	8	
20	(Chiffon Daughter x Chiffon Daughter) x Mariska	2	8	
21	Hero Yellow/Cream x Appleblossom Q3 x Q2	2	8	
22	(World Cup x Splash) x (Apricot #2 x World Cup)	3	10	
23	(World Cup X Splash) x Hero cream	2	8	
24	(Jordan's Apricot x Andersons Peach) x Anna Meyer Peach	3	10	
25	(Jordan's Apricot x Andersons Peach) x Karloof Peach	3	10	
26	(Jordan's Apricot x Andersons Peach) x Gail Peach hybrid	3	10	
27	(Jordan's Apricot x Andersons Peach) x Naude Peach F3	2	8	
28	(Akebono x LOB) x (Cynthia's Best x Hirao)	2	8	
29	(Akebono x LOB) x [(Charlsgreen x Vico peach) x Charlsgreen]	2	8	
30	Karkloof Peach x [Col Pitman yellow x (miniata x caulescens)]	3	10	
31	Light of Buddha x (Orange white throat x Florid White Lips)	2	8	
32	Light of Buddha x Brick green throat	2	8	

33	Light of Buddha x (Mariska x pastel green throat)	2	8	
34	Larson's Sunset x Rainbow Magic	2	8	
35	Larson's Sunset x Derapa Gold	2	8	
36	Larson's Sunset x Gardenii Cream/blush	2	8	
37	(Orange miniata x Oz nobilis) x Nakamurapastel keeled	3	10	
38	(Orange miniata x Oz nobilis) x Appleblossom Q3 x Q2	3	10	
39	(Orange miniata X Oz nobilis) x The Artist	3	10	
40	Variegated orange x (World Cup x Splash)	3	10	
41	Variegated orange x (Apricot #2 x World Cup)	3	10	
42	Variegated orange x Akebono pastel	3	10	
43	Best Kept Secret x Karkloof peach	2	8	
44	Crown Jewel x Rainbow Magic	2	8	
45	Crown Jewel x (Johan Jade x New Zealand Jade)	2	8	
46	Pastel x Karkloof peach	3	10	
47	Brenda's 'Tresses' (Wittig Pink x Robusta) X (Pretty Pink x self)	2	8	
48	(Gem's "Malachite" X Hirao 'Shige') x self	3	10	
49	"Gnome Nose" X Gem's "Malachite" x self	3	10	
50	Lemontube selfed #2 x self	3	10	
51	Rian x Chandelier	2	14	
52	Saoirse x Helen	2	12	
53	Helen x Saoirse	2	12	
54	Fontaine x Beguile	2	10	
55	Helen Leah x (Jade Exhibition Peach x Jade Eyed Peach)	2	6	
56	Felix x Nakamura Ghost	2	6	
57	(Jordan's Apricot x Andersons Peach) x Saoirse	2	6	
58	Apparition x Nakamura Ghost	2	10	
59	5 Rand x Fontaine	2	6	
60	Princess x Apparition	2	8	
61	(Yellow x Floradale Apricot) x Fontaine	2	6	
62	Daffodil x Nakamura Ghost	2	6	
63	H4 Hirao x Hirao	2	14	
64	Hirao x H4 Hirao	2	14	
65	TKO x H4 Hirao	2	12	
66	(M x M) x Bronze Cup	2	12	
67	(Summer Surprise x Lady Frances) x Beguile	2	8	
68	S22 x Hattori UQ 4	2	14	
69	Bronze x (Crown Jewel x Kalahari)	2	10	
70	Pink x Beguile	2	6	
71	Valour x Saoirse	2	8	
72	(Akebono Vico peach x LOB) X (Anderson's Peach x Jelena)	4	20	
73	Var Orange x Hirao	4	20	
74	Belgium x Orange	4	16	
75	Monk X (LOB x Monk)	3	10	
76	Yellow hybrid mix X Tiger	5	20	
77	[(TKO x Hirao) x Hirao] x (Daruma Bronze x multipetal Hirao)	3	15	
78	[(TK original yellow x Hirao) x Hirao] X (Cransley Peach x Hirao)	3	15	
79	(Monk x LOB) X Tiger	5	20	
80	(Monk x LOB) X (recurved yellow x Vico Yellow	5	20	

81	Hirao x (Joyful Voices x Zol)	2	15	
82	Hirao x (Hirao x Hirao Mint)	2	15	
83	Hirao x (Soft Touch x Dagga Cookie)	2	15	
84	(Joyful Voices x Zol) x (Soft Touch x Dagga Cookie)	2	15	
85	Variegated Belgium Orange x European Peach	2	10	
86	Versicolour Lovechild x (Andrew Gibson Splash x Msubi Wow)	2	15	
87	(Kimberley Dream x Dark Brick Bronze) X Copper Bronze Recurve	4	24.50	
88	Out of the Blue X 101 Ghost	2	10.50	
89	(Spring Carnival x Lambada Dancer) X (Tango Queen Supreme x Roly's Rainbow)	2	10.50	
90	Copper Bronze Recurve X Kakyoin	4	24.50	
91	(Hirao Green 4 2009 x Hottie Hirao) X Kakyoin	2	12.50	
92	(Honeydew x Claire's Choice) X Copper Bronze Recurve	2	11.50	
93	Daruma 002 x self	3	\$6	
94	Daruma 003 x self	3	\$6	
95	CVAR001 x self	3	\$9	
96	Morris Yellow x Butterball	3	\$5	
97	Morris Yellow x Holmes Very Large Yellow	3	\$6	